

2021 Pocket Statistics: Mech & Mine Engineering School



1,358

students in Mech and Mining Engineering plans

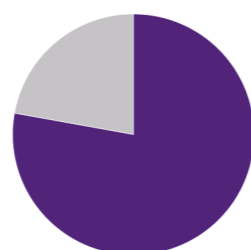
Gender (headcount)

Female	218 (16.1%)
Male	1,140 (83.9%)
Other	0 (0.0%)



International status (headcount)

Domestic	1,057 (77.8%)
International	301 (22.2%)



Equity participation (headcount)

	% of domestic students
Low SES	109 (10.3%)
Regional or Remote	149 (14.1%)
Aboriginal and Torres Strait Islander	10 (0.9%)

943

EFTSL from students in Mech and Mining Engineering plans

Fee Type (Plan EFTSL)

CSP	723.47 (76.7%)
Dom FFP	3.9 (0.4%)
Int FFP	216 (22.9%)

Program Level (Plan EFTSL)

Undergrad	847.34 (89.8%)
Masters CW	90.77 (9.6%)
Other PGCW	5.25 (0.6%)



Top Countries (Plan EFTSL)

Australia	725.99 (77%)
China	97.5 (10.3%)
Malaysia	34.25 (3.6%)
India	28.31 (3%)
Singapore	20.56 (2.2%)

952

EFTSL from Mech and Mining Engineering courses

Fee Type (Course EFTSL)

CSP	665.53 (69.9%)
Dom FFP	5.2 (0.5%)
Int FFP	277.94 (29.2%)

Program Level (Course EFTSL)

Undergrad	728.17 (76.5%)
Masters CW	96.84 (10.2%)
Other PGCW	4.14 (0.4%)
PG Research	122.2 (12.8%)



Award Program Level

UG	148.67 (62.2%)
Masters CW	57 (23.8%)
Other PGCW	6.5 (2.7%)
PG Research	26.95 (11.3%)

2021 Pocket Statistics: Mech & Mine Engineering School



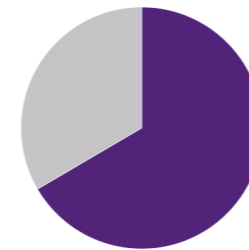
123
Staff FTE

Cont/fixed 105.9 (86.1%)
Casual 17.11 (13.9%)

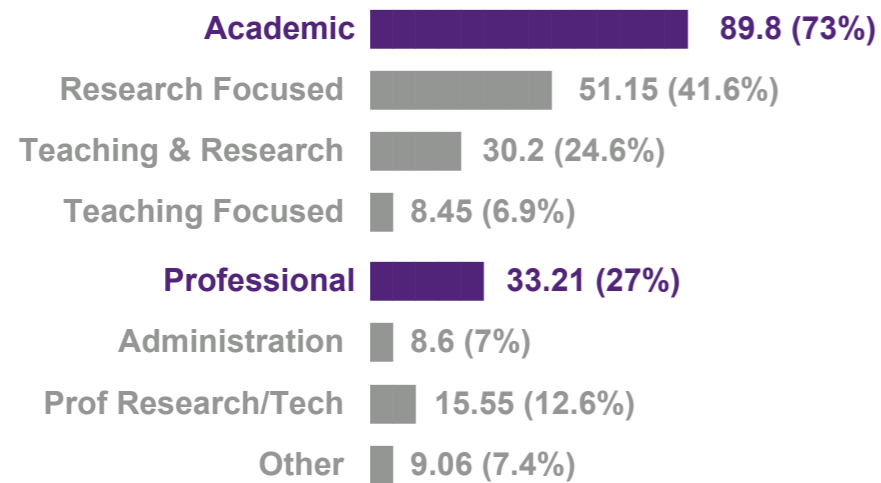


341
Headcount

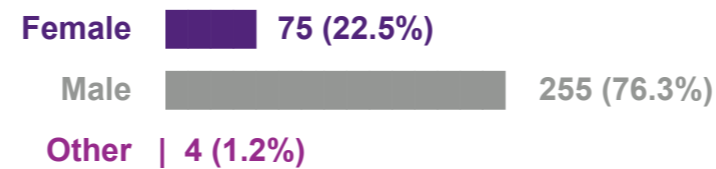
Cont/fixed 114 (33.4%)
Casual 227 (66.6%)



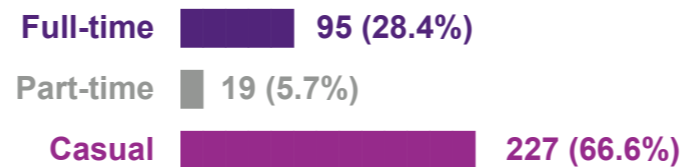
Staff function (FTE, cont/fixed-term only)



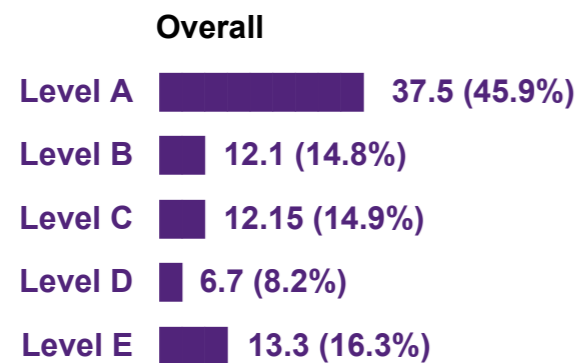
Gender (headcount, cont/fixed-term only)



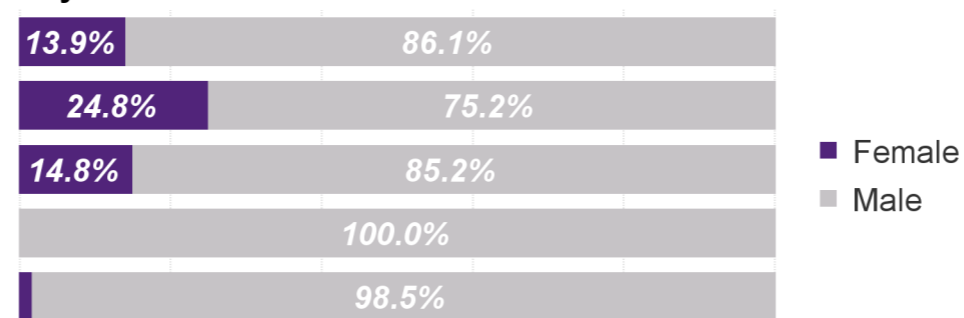
Employment Type (headcount)



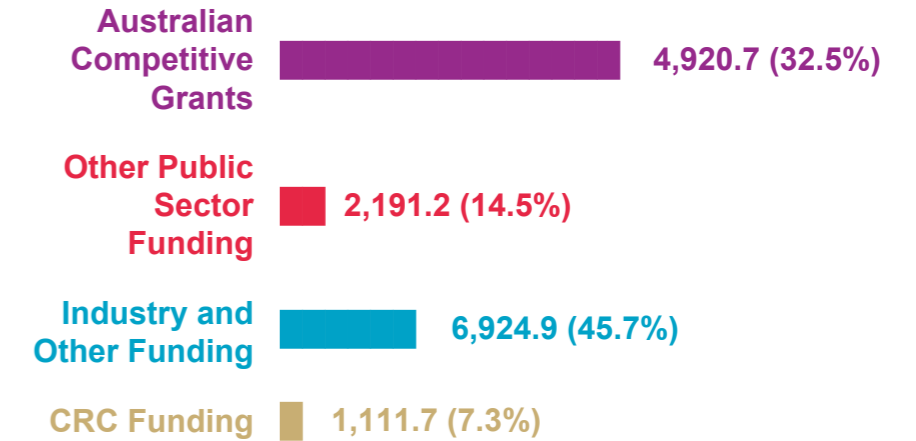
Classification (FTE, academic cont/fixed-term only)



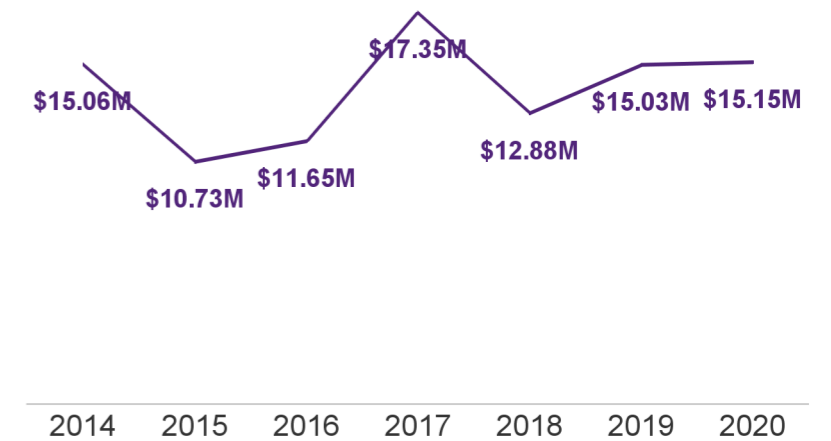
By Gender



Research Income HERDC Category (2020, \$'000s)



Research income over time



331 Publications

UQ Rankings (2021)

ARWU	NTU	QS WUR	THE WUR	US News
51	38	46	62	36

Cont/fixed staff data as at 31 March, casual staff data for entire calendar year